









SIMI VALLEY DAYS PARADE - SATURDAY SEPTEMBER 17TH, 2016



PARADE INSTRUCTIONS

- Staging begins at 7:30 am
- Parade starts at 9:00am and ends at Noon
- Participants enter staging area from Erringer Road. Travel West on Town Center Way, turn right onto Jefferson Way, turn right into Lowe's and continue behind Lowe's to staging area.
- Parking for participants available at Town Center and adjacent lots
- NO SHUTTLE SERVICE is available
- At the end of the parade route participants may...
 - Breakdown in designated Town Center areas (see map)
 - Exit Town Center (if vehicle is street approved)
 - Proceed to staging area using Town Center Way and left on Jefferson
- Spectators may park in Town Center's parking lots and may approach Town Center Drive from First Street or Erringer Road
- Parade can be viewed from the south sidewalk (near freeway) on Town Center Way
- Participants should decorate the "Passenger Side" of their float for best viewing

-  PARADE STAGING AREA (STREET CLOSED)
-  PARADE ROUTE (STREET CLOSED)
-  PARADE DIRECTION
-  PERFORMANCE AREAS
-  PARTICIPANT / FLOAT BREAKDOWN AREAS
-  PARTICIPANT EXIT POST PARADE
-  **ONLY** ROUTE TO STAGING AREA FOR ALL PARTICIPANTS
-  ADDITIONAL PARADE HANDICAP PARKING

MAP AND INSTRUCTIONS ARE SUBJECT TO CHANGE
PLEASE CHECK BACK FOR MAP UPDATES